



Window 6 - MDP3C2

March 2023

LOCAL GOVERNMENT RESPONSE TO COVID-19

MDP3C2: Window 6



6.a *Emergency labor-intensive Municipal Services*

This component provides financial support to municipalities to maintain local services provision through labor-intensive O&M and local infrastructure development activities as well as professionals (Backoffice) within municipalities.



6.b *Recurrent Expenditures*

This component provides support to municipalities to cover part of their non-wages recurrent expenditures.



LOCAL GOVERNMENT RESPONSE TO COVID-19

MDP3C2: Window 6

Gaza

15,035,767 Euro

West Bank

33,503,872 Euro



O&M: 9,021,460 Euro



Recurrent expenditures:
6,014,307 Euro



O&M: 20,102,323 Euro



Recurrent expenditures:
13,401,549 Euro

The Total Allocation for MDPIII CII (Window 6) is

48,539,639 EURO





LOCAL GOVERNMENT RESPONSE TO COVID-19

MDP3C2: [Window 6](#)

Main Activities

- ❑ **Financing agreements were signed in April 2021.**
- ❑ **Allocations were distributed to municipalities in April 2021.**
- ❑ **Orientation Workshops were conducted to municipalities in Feb. 2021.**
- ❑ **Four LTC firms were contracted in WBGs in Sept. 2021.**
- ❑ **Started the appraisal process in June 2021.**
- ❑ **Updated list of sub-projects was in July 2022.**
- ❑ **Finalized the list in February 2023.**
- ❑ **Started implementation and disbursement process for the approved sub-projects August 2021.**



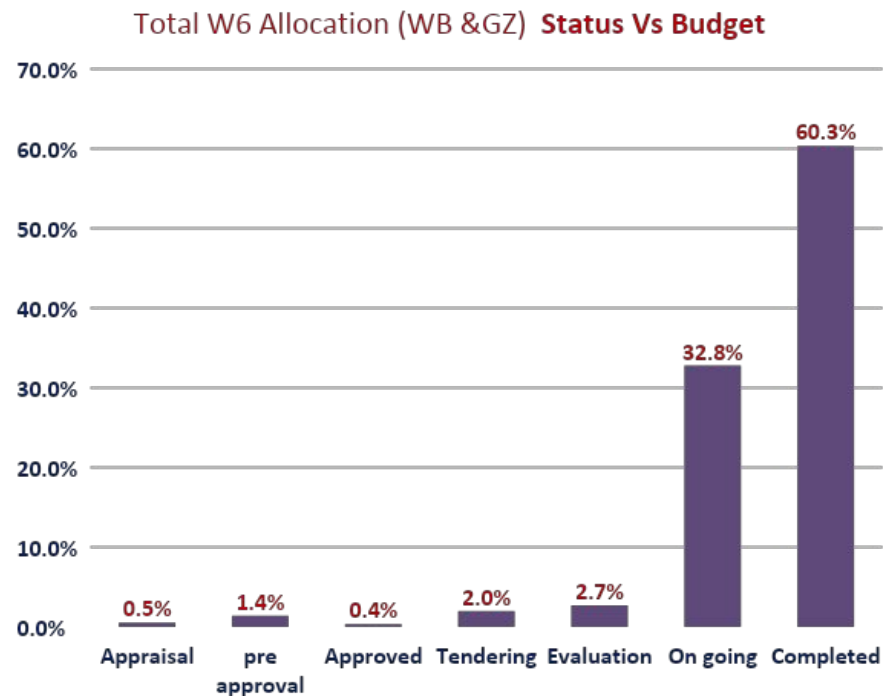
www.mdlf.org.ps

LOCAL GOVERNMENT RESPONSE TO COVID-19


MDP3C2: Window 6

West Bank & Gaza Strip (W6)

Status	No. of sub-projects	%	Allocation (Euro)	%
Appraisal	5	0.42%	250,969	0.52%
pre approval	7	0.59%	684,051	1.41%
Approved	3	0.25%	170,664	0.35%
Tendering	16	1.34%	947,730	1.95%
Evaluation	19	1.59%	1,300,939	2.68%
On going	252	21.12%	15,903,536	32.76%
Completed	891	74.69%	29,281,749	60.33%
Total	1193	100.00%	48,539,638	100.00%



□ **93.1%** of W6 Sub-Projects with Amount **(45,185,285 Euro)** was committed.





www.mdlf.org.ps

LOCAL GOVERNMENT RESPONSE TO COVID-19

MDP3C2: Window 6

West Bank (6A: O&M)

Status	No. of sub-projects	%	Allocation (Euro)	%
Appraisal	0	0.0%	0	0.0%
pre approval	7	2.1%	684,051	3.4%
Approved	0	0.0%	0	0.0%
Tendering	14	4.2%	840,472	4.2%
Evaluation	19	5.6%	1,300,939	6.5%
On going	165	49.0%	13,172,575	65.5%
Completed	132	39.2%	4,104,286	20.4%
Total	337	100.0%	20,102,323	100.0%



LOCAL GOVERNMENT RESPONSE TO COVID-19

MDP3C2: Window 6

West Bank (6B: Recurrent)

Status	No. of sub-projects	%	Allocation (Euro)	%
Appraisal	0	0.0%	0	0.0%
pre approval	0	0.0%	0	0.0%
Approved	0	0.0%	0	0.0%
Tendering	0	0.0%	0	0.0%
Evaluation	0	0.0%	0	0.0%
On going	14	4.7%	453,573	3.4%
Completed	282	95.3%	12,947,976	96.6%
Total	296	100.0%	13,401,549	100.0%

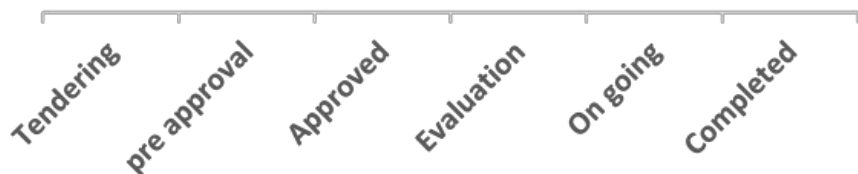
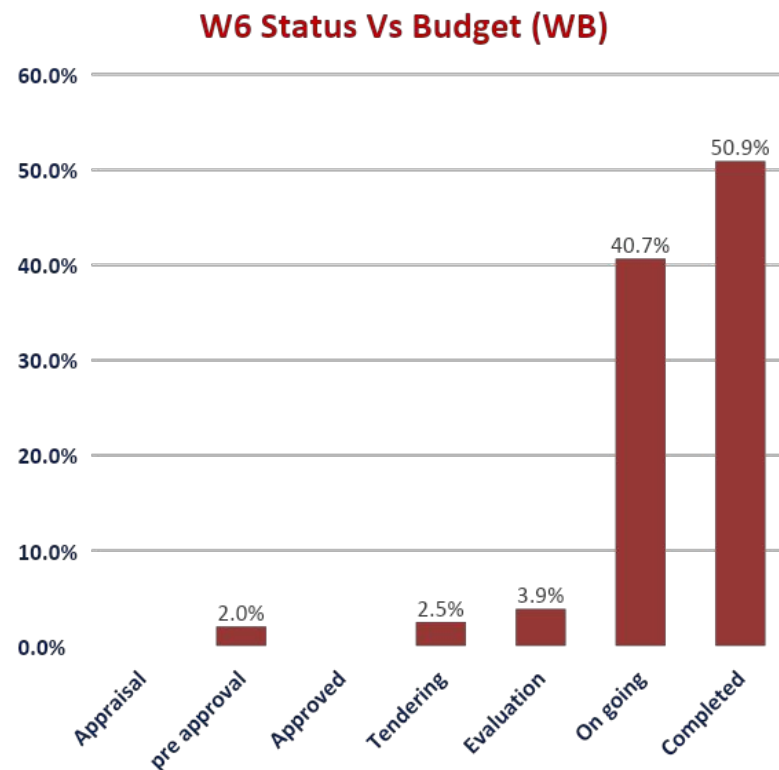


LOCAL GOVERNMENT RESPONSE TO COVID-19

MDP3C2: Window 6

West Bank (W6= O&M + Recurrent)

Status	No. of sub-projects	%	Allocation (Euro)	%
Appraisal	0	0.0%	0	0.0%
preapproval	7	1.1%	684,051	2.0%
Approved	0	0.0%	0	0.0%
Tendering	14	2.2%	840,472	2.5%
Evaluation	19	3.0%	1,300,939	3.9%
On going	179	28.3%	13,626,148	40.7%
Completed	414	65.4%	17,052,262	50.9%
Total	633	100.0%	33,503,872	100.0%





LOCAL GOVERNMENT RESPONSE TO COVID-19

MDP3C2: Window 6

Gaza (6A: O&M)

Status	No. of sub-projects	%	Allocation (Euro)	%
Appraisal	5	1.3%	250,969	2.78%
Pre- Approval	0	0.0%	-	0.00%
Approved	3	0.8%	170,664	1.89%
Tendering	2	0.5%	107,258	1.19%
Evaluation	0	0.0%	-	0.00%
On going	55	14.0%	1,562,281	17.32%
Completed	328	83.5%	6,930,289	76.82%
Total	393	100.00%	9,021,461	100.00%

Gaza (6B: Recurrent)

Status	No. of sub-projects	%	Allocation (Euro)	%
Appraisal	0	0.0%	0	0.0%
Pre Approval	0	0.0%	0	0.0%
Approved	0	0.0%	0	0.0%
Tendering	0	0.0%	0	0.0%
Evaluation	0	0.0%	0	0.0%
On Going	18	10.80%	715,107	11.9%
Completed	149	89.20%	5,299,198	88.1%
Total	167	100%	6,014,305	100%

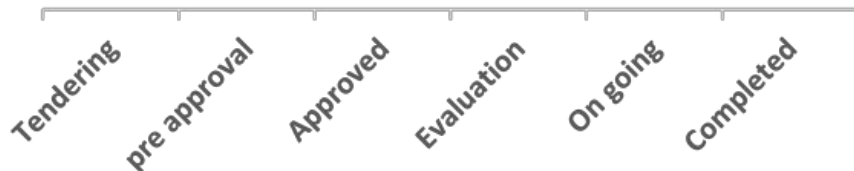
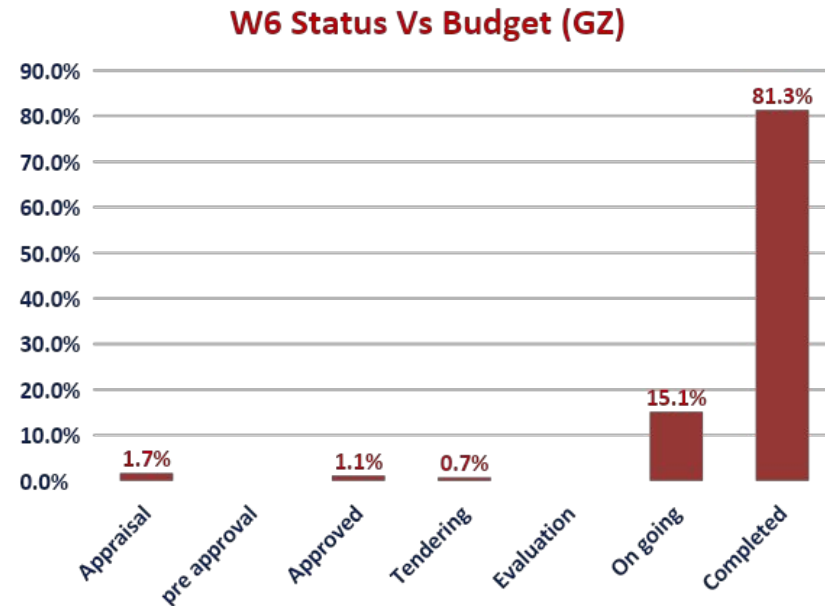


LOCAL GOVERNMENT RESPONSE TO COVID-19

MDP3C2: Window 6

Gaza Strip – W6 (O&M + Recurrent)

Status	No. of sub-projects	%	Allocation (Euro)	%
Appraisal	5	0.89%	250,969	1.67%
Pre-Approved	0	0.00%	0	0.00%
Approved	3	0.54%	170,664	1.14%
Tendering	2	0.36%	107,258	0.71%
Evaluation	0	0.00%	0	0.00%
On Going	73	13.04%	2,277,388	15.15%
Completed	477	85.18%	12,229,487	81.34%
Total	560	100%	15,035,766	100%





LOCAL GOVERNMENT RESPONSE TO COVID-19

MDP3C2: Window 6

W6 Type of Sub-projects

6.A component: O&M (Intensive labors)

- **Maintenance and Operation of Infrastructure projects which include:**
1-Roads (shoulders, retaining walls, painting, sidewalks, and roads furniture). 2- maintenance of public buildings and facilities, 3- maintenance of water and wastewater networks, 4- street lighting, 5- electricity networks and 6- Solid waste collection service.
- **Backoffice support:** soft projects needed such as archiving, administrative, engineering ... to focus University Graduates
- **Cleaning workers.**

6.B component:

- **Recurrent Expenditures:** support the municipalities to cover part of their non-wages recurrent expenditures, such as: fees for solid waste collection management, fuels, vehicle maintenance, electricity, water, telephonies bills, others.



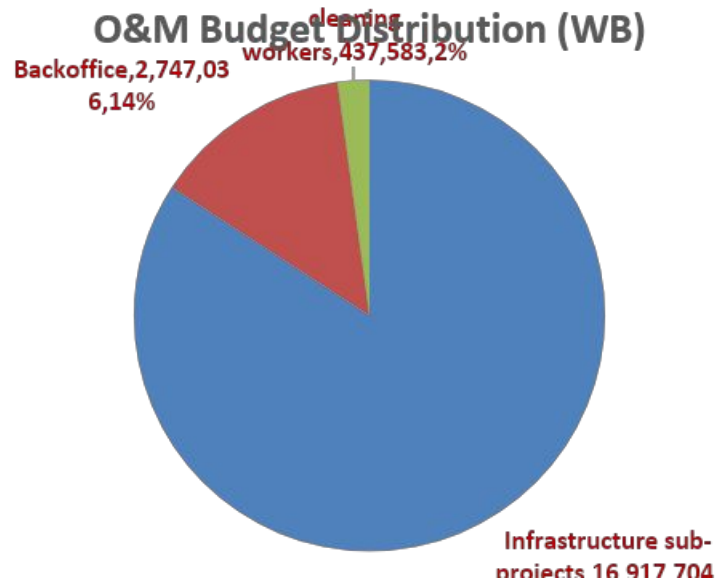
www.mdlf.org.ps

LOCAL GOVERNMENT RESPONSE TO COVID-19

MDP3C2: Window 6

O&M Sub-Projects OUTPUTS (WB)

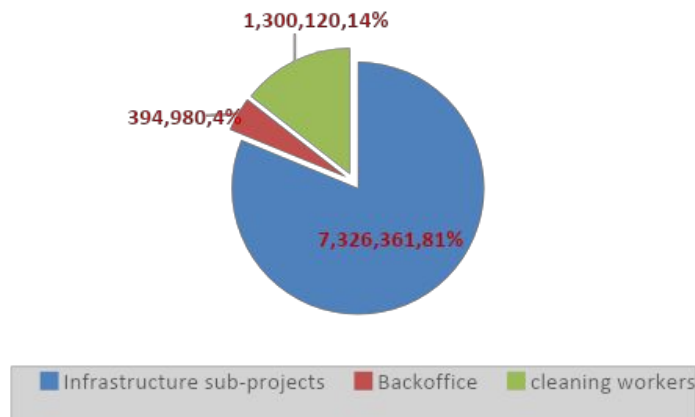
Project type	No.	Budget	Materials	Labors	% of labors	# of working days	# of oportinitues	# of female	% of females
Infrastructure sub-projects	197	16,917,704	8,952,550	7,965,154	47.1%	197,842	3,417	219	6.4%
Backoffice	129	2,747,036	274,703	2,472,333	90.0%	64,530	1,058	855	80.8%
cleaning workers	11	437,583	74,421	363,162	83.0%	10,228	167	6	3.6%
Total O&M Gaza	337	20,102,323	9,301,674	10,800,649	53.7%	272,600	4,642	1,080	23.3%



O&M Sub-Projects OUTPUTS (GAZA)

Project type	No.	Budget	Materials	Labors	% of labors	# of working days	# of opportunities	# of female	% of females
Infrastructure sub-projects	334	7,326,361	3,124,848	4,201,513	57.3%	229,898	4,196	581	13.8%
Backoffice	15	394,980	158,481	236,499	59.9%	13,677	259	193	74.5%
cleaning workers	44	1,300,120	199,906	1,100,214	84.6%	64,266	1,247	198	15.9%
Total O&M Gaza	393	9,021,461	3,483,235	5,538,226	61.4%	307,841	5,702	972	17.0%

O&M Budget distribution (GAZA)




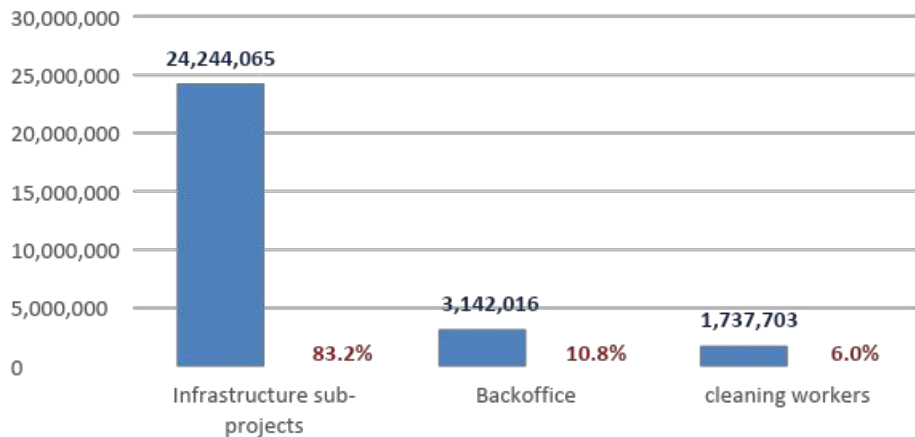
LOCAL GOVERNMENT RESPONSE TO COVID-19

MDP3C2: Window 6

O&M Sub-Projects OUTPUTS (WB & GAZA)

Project type	No.	Budget	% of Budget	Materials	Labors	% of labors	# of working days	# of oportinitues	# of female	% of females
Infrastructure sub-projects	531	24,244,065	83.2%	12,077,398	12,166,667	50.2%	427,740	7,613	800	10.5%
Backoffice	144	3,142,016	10.8%	433,184	2,708,832	86.2%	78,207	1,317	1,048	79.6%
cleaning workers	55	1,737,703	6.0%	274,327	1,463,376	84.2%	74,494	1,414	204	14.4%
Total O&M Gaza	730	29,123,784	100%	12,784,909	16,338,875	56.1%	580,441	10,344	2,052	19.8%

O&M BUDGET DISTRIBUTION (WB & GAZA)





LOCAL GOVERNMENT RESPONSE TO COVID-19

MDP3C2: Window 6

OBSERVATIONS

West Bank:

- **Average daily rate for labors is: 39.6 Euro**
 - Infrastructure Sub-Projects 40.3 Euro
 - Backoffice Sub-projects 38.3 Euro
 - Cleaning workers 35.5 Euro

GAZA:

- **Average daily rate for labors is: 18.0 Euro**
 - Infrastructure Sub-Projects 18.3 Euro
 - Backoffice Sub-projects 17.8 Euro
 - Cleaning workers 17.1 Euro



LOCAL GOVERNMENT RESPONSE TO COVID-19

MDP3C2: Window 6

OBSTACLES AND CHALLENGES

West Bank:

- **The elections of local Authorities** caused delays in decision-making in the municipalities during the election period.
- **The shortage of skilled & unskilled labour in local market:** Specially for the O&M of the municipality's infrastructure. MDLF solved this issue by working through contractors.
- **Political situation:** closures due to the military occupation.
- Most of the projects current expenses are solid waste subprojects and fuel subprojects, where solid waste subprojects constituted 50% of the total projects.

OBSERVATIONS, OBSTACLES AND CHALLENGES

Gaza:

- There is a large turnout of workers in Gaza.
- Part of the applications were rejected because the municipalities asked to employ permanent employees.
- Most of the projects current expenses were solid waste subprojects and fuel subprojects, where solid waste subprojects constituted 48.20% of the total projects.



Thank You